


STIEBEL ELTRON

Tempra® Plus & Trend

Whole house electric tankless water heaters



- › Proven Reliability from the World-Leader
- › Self-Modulating Energy Technology
- › Exclusive Advanced Flow Control™
- › Unlimited Supply of Hot Water
- › Sleek Space-Saving Design Needs No Venting
- › 7/3-Year Warranty



ISO 9001
CERTIFIED



Tested and certified by WQA
against NSF/ANSI/CAN 372
for lead free compliance.

Comfort through Technology

800.582.8423

www.stiebel-eltron-usa.com

STIEBEL ELTRON

The Best: Electric Tankless Water Heating

Tempra® is manufactured by Stiebel Eltron, a pioneer and leader in tankless water heating technology since 1924. Advanced technology, impressive energy-saving performance, and a compact design are only a few of the reasons to consider a Tempra® tankless water heater.

Saves Energy and Reduces Your Electric Bills | Changing to a Tempra® tankless water heater means there are no standby losses that tank-type water heaters are subject to. This results in savings of at least 15-20% in comparison with an electric tank water heater.

Unlimited Supply of Hot Water | Because a Tempra® heats water only as it is used, and for as long as it is needed, there is an endless supply of hot water. Nobody runs out of hot water in the shower, even if the showers run extra-long.

Sleek Design Saves Space | A Tempra® from Stiebel Eltron completely replaces a conventional tank heater, yet takes up considerably less space, saving valuable living space and providing endless hot water on demand.

Easy to Install | Large and bulky hot water tanks are usually placed in a basement or utility room. Because the tank may not be close to where hot water is used, there is a wait for hot water. A Tempra's compact design can be installed close to the hot water taps. When this can be done, in new construction for instance, the wait for hot water becomes as short as possible. Even in a retrofit, where it might not be possible to place a Tempra® closer to the hot water draw-off points, its considerably smaller size has many advantages.

No Venting Required | Tempra® tankless water heaters are electric and require no venting. This allows for more flexibility when determining the best place for installation.

Seismic Proof Construction | Because a Tempra® is a tankless water heater, it is not subject to seismic building code. There is no need for the preventative construction required with a tank water heater.

Maximum Output Temperature Limit | Tempra® tankless water heaters can be set to limit the maximum hot water temperature to 109°F. This can be important in some installations to prevent the possibility of scalding.

Self-Modulating Energy Savings | All Tempra® models include self-modulating energy technology. Energy output is continually and automatically adjusted to ensure that only the smallest amount of electricity necessary is used to heat the water.

Constant Temperature Output | Smart microprocessor technology in a Tempra® allows setting the knob on the front cover to the water temperature needed and getting that temperature every time a hot water tap is opened. Our exclusive Electronic Temperature Control ensures a steady output temperature even if flow rates vary up or down. Tankless electric water heaters from other manufacturers don't maintain a steady temperature if the flow varies. A Tempra® always does.

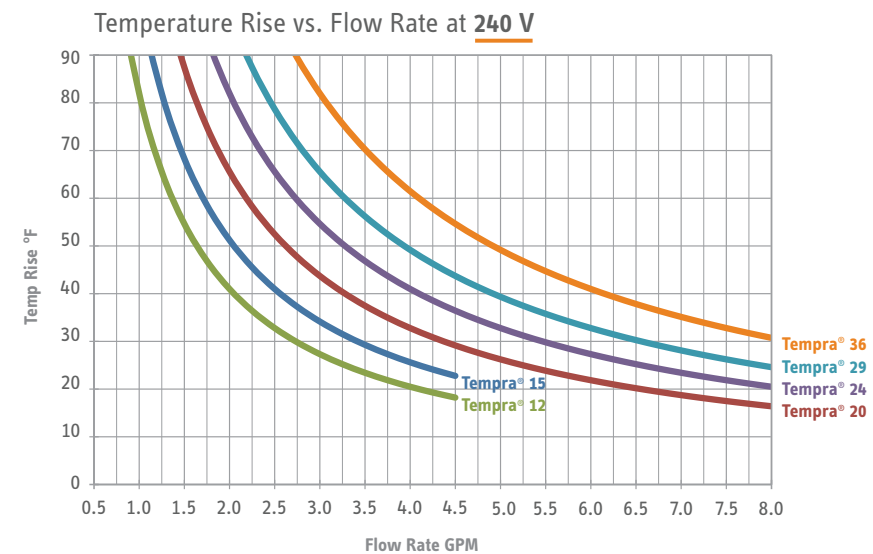
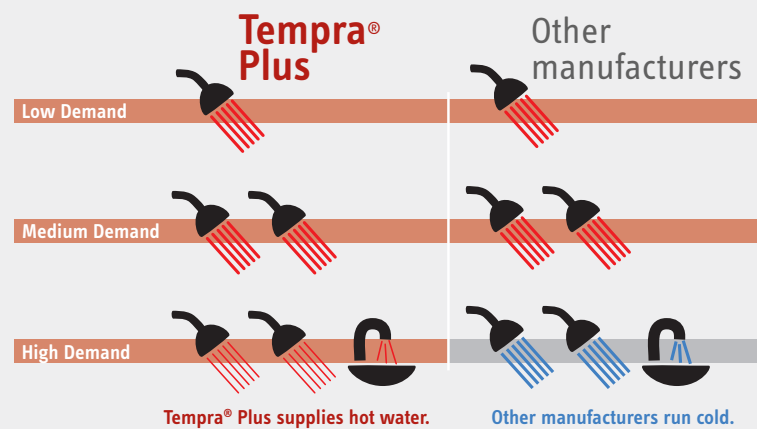
Both Tempra® models have a convenient digital display, making it easy to get hot water at the desired temperature from hand washing temps of 68°F (20°C) to shower temps of 107°F (42°C), and up to 140°F (60°C) for commercial applications.

Variable Flow
Steady Temperature

Advanced Flow Control™

Advanced Flow Control™ was invented by Stiebel Eltron and awarded German patent DE 3805441 C2, among others. No other manufacturer of electric tankless water heaters has anything like it.

Advanced Flow Control™ is exclusive to our Tempra® Plus models. If the demand asked of a Tempra® Plus is greater than the unit can handle, Advanced Flow Control™ works by slightly reducing the flow of water. Instead of delivering colder water than the set point, a Tempra® Plus automatically delivers slightly less water, but at the correct temperature.



Stiebel Eltron has an enviable track record of engineering excellence and product quality. Tempra's proven reliability means you can depend on a Tempra® for many years to come.



Tempra® Plus



Tempra® Trend

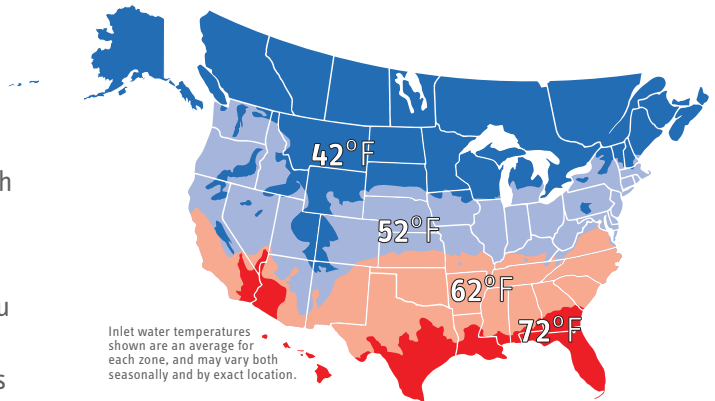
	Tempra® Plus	Tempra® Trend
Advanced Flow Control™ - industry-exclusive feature to automatically maintain set temperature even when demand is greater than capacity	✓	
Preset temperature memory buttons	✓	
Energy monitor showing cost savings	✓	
Provides continuous hot water on demand	✓	✓
Saves energy with auto-modulation	✓	✓
Digital display for accurate temperature setting	✓	✓
Solid copper heating chambers	✓	✓
Smart microprocessor technology for steady temperature with variable flow	✓	✓
Made in Germany	✓	✓

Easy To Size For Every Home

Find the right size

Stiebel Eltron customer service provides sales assistance for our water heaters, including sizing recommendations, to both homeowners and professional installers. Please call or email if you have any questions.

- 1 Use the map to find the approximate ground water temperature where you live.
- 2 Check the column on the table with your ground water temperature to see how many fixtures can be supplied at the same time with hot water.
- 3 Use your actual maximum flow rate to fine-tune these recommendations. If you know you have 1.5 GPM low flow showerheads, for instance, then 3 GPM would supply 2 showers at the same time, or 1 shower plus 1 sink, etc.



Tempra® 12 Trend & Plus DRAWS 50 A - Recommended minimum 100 A electric service

MAX. FLOW RATE FROM UNIT	1.3 GPM	1.6 GPM	1.9 GPM	2.5 GPM
SIMULTANEOUS FIXTURES				

Tempra® 15 Trend & Plus DRAWS 60 A - Recommended minimum 100 A electric service

MAX. FLOW RATE FROM UNIT	1.6 GPM	1.9 GPM	2.3 GPM	3 GPM
SIMULTANEOUS FIXTURES				

Tempra® 20 Trend & Plus DRAWS 80 A - Recommended minimum 125 A electric service

MAX. FLOW RATE FROM UNIT	2.1 GPM	2.5 GPM	3.1 GPM	4 GPM
SIMULTANEOUS FIXTURES				

Tempra® 24 Trend & Plus DRAWS 100 A - Recommended minimum 150 A electric service

MAX. FLOW RATE FROM UNIT	2.6 GPM	3.1 GPM	3.8 GPM	5 GPM
SIMULTANEOUS FIXTURES				

Tempra® 29 Trend & Plus DRAWS 120 A - Recommended minimum 200 A electric service

MAX. FLOW RATE FROM UNIT	3.1 GPM	3.7 GPM	4.6 GPM	6 GPM
SIMULTANEOUS FIXTURES				

Tempra® 36 Trend & Plus DRAWS 150 A - Recommended minimum 300 A electric service

MAX. FLOW RATE FROM UNIT	3.9 GPM	4.6 GPM	5.7 GPM	7.5 GPM
SIMULTANEOUS FIXTURES				

MAX. FLOW RATE CALCULATED FOR 105°F WATER

Max. Flow Rates shown are correct if installed with 240V service. Increase one model size if unit will be installed with 208V service.

FIXTURE FLOW RATES (AND TYPICAL RANGES)


SHOWER
1.5 GPM
(RANGE 1.5-2.5)

KITCHEN SINK
1.5 GPM
(RANGE 1.0-2.2)

BATHROOM SINK
0.5 GPM
(RANGE 0.5-1.0)

Performance Matters

Open the Cover on a Tempra® 24 Plus



A Tempra® has no mechanical switches and is completely silent while operating.

We've Been Introducing Advanced Technology Since 1924

Stiebel Eltron is proud to have invented electric tankless water heating technology. As the international leader, we continue to be the pioneer in the industry. Our engineering and manufacturing tradition of excellence means that you can depend on the performance and reliability of our products for many years to come.

Superior, Reliable & Quiet Performance

Each Tempra® has several temperature and flow sensors that feed their readings into the unit's proprietary microprocessor control. A Tempra® continually monitors incoming water temperature and the water temperature it produces. It engages its heating elements in stages to achieve the water temperature you desire as efficiently as possible.

A Tempra® also does not have any mechanical switches. It is completely silent while operating.



Tempra® Whole House Electric Tankless Water Heaters

100 Years of German Technology

Technical Data

Tempra® Model Item Number	12 Trend 239213 12 Plus 239219		15 Trend 239214 15 Plus 239220		20 Trend 239215 20 Plus 239221		24 Trend 239216 24 Plus 239222		29 Trend 239217 29 Plus 239223		36 Trend 239218 36 Plus 239225	
	Phase	single 50/60 Hz		single ⁴ 50/60 Hz		single ⁴ 50/60 Hz		single ⁴ 50/60 Hz		single ⁴ 50/60 Hz		single ⁴ 50/60 Hz
Voltage	240 V or 208 V		240 V or 208 V		240 V or 208 V		240 V or 208 V		240 V or 208 V		240 V or 208 V	
Wattage	12 kW	9 kW	14.4 kW	10.8 kW	19.2 kW	14.4 kW	24 kW	18 kW	28.8 kW	21.6 kW	36 kW	27 kW
Amperage draw ¹	50 A	44 A	2 x 30 A	2 x 26 A	2 x 40 A	2 x 35 A	2 x 50 A	2 x 44 A	3 x 40 A	3 x 35 A	3 x 50 A	3 x 44 A
Number & min. recommended size of circuit breakers ² (DP)	1 x 50 A		2 x 30 A		2 x 40 A		2 x 35 A		2 x 50 A		3 x 50 A	
Number of runs & min. recommended wire size ² (copper)	1 x 8/2 AWG		2 x 10/2 AWG		2 x 8/2 AWG		2 x 8/2 AWG		3 x 8/2 AWG		3 x 8/2 AWG	
Maximum temperature increase above ambient water temp	@ 1.50 GPM	54°F	41°F	65°F	49°F	88°F	66°F	92°F	82°F	92°F	92°F	92°F
	@ 2.25 GPM	36°F	27°F	43°F	37°F	58°F	44°F	73°F	54°F	87°F	66°F	92°F
	@ 3.00 GPM	27°F	20°F	33°F	25°F	44°F	33°F	54°F	41°F	66°F	49°F	82°F
	@ 4.50 GPM	-	-	-	-	29°F	22°F	37°F	27°F	44°F	33°F	55°F
Min. water flow to activate unit	0.37 gpm (1.4 l/min)		0.50 gpm (1.9 l/min)		0.50 gpm (1.9 l/min)		0.50 gpm (1.9 l/min)		0.77 gpm (2.9 l/min)		0.77 gpm (2.9 l/min)	
Weight	13.5 lb (6.1 kg)		16.1 lb (7.3 kg)		16.1 lb (7.3 kg)		16.1 lb (7.3 kg)		19.0 lb (8.6 kg)		19.0 lb (8.6 kg)	
Nominal water volume	0.13 gal (0.5 l)		0.26 gal (1.0 l)		0.26 gal (1.0 l)		0.26 gal (1.0 l)		0.39 gal (1.5 l)		0.39 gal (1.5 l)	
Max. inlet water temperature	131°F (55°C)											
Dimensions	Width 16 ⁵ / ₈ " (42.0 cm) x Height 14 ¹ / ₂ " (36.9 cm) x Depth 4 ⁵ / ₈ " (11.7 cm)											
Minimum pressure	30 psi (2 bar)											
Working pressure	150 psi (10 bar)											
Tested to pressure	300 psi (20 bar)											
Water connections	3/4" NPT											
Uniform Energy Factor (UEF)	0.94		0.96		0.97		0.97		0.98		0.98	
Recovery efficiency	93%		97%		97%		97%		99%		98%	



7 years leakage & 3 years parts. Complete warranty online.

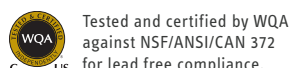

¹ Depending on total electric load at the installation site, we recommend these minimums for main service: 100 A for Tempra 12 or 15 Trend/Plus; 125 A for Tempra 20 Trend/Plus; 150 A for Tempra 24 Trend/Plus; 200 A for Tempra 29 Trend/Plus; 300 A for Tempra 36 Trend/Plus

² Overcurrent protection sized at 100% of load. Tankless water heaters are considered a non-continuous load.

³ Copper conductors with a temperature rating of 75°C or greater must be used. Conductors should be sized to maintain a voltage drop of less than 3% under load.

⁴ Tempra 29 Trend/Plus & Tempra 36 Trend/Plus may be wired for balanced 3-phase 208 V. Tempra 15 Trend/Plus, 20 Trend/Plus, 24 Trend/Plus may be wired for unbalanced 3-phase 208 V.

These are our recommendations. Check local codes for compliance if necessary.



1924

Sometimes a "little thing" leads to a whole lot more

Dr. Theodor Stiebel designed the first coil immersion heater and founded "ELTRON Dr. Theodor Stiebel" in 1924 in a small workshop on Reichenberger Strasse in Berlin, Germany.

Since then, Stiebel Eltron has manufactured 20 million electric tankless water heaters, holds hundreds of patents, has won more than fifty design awards, and continues to stay at the forefront of water heating technology.

Distributed by:



STIEBEL ELTRON

17 West Street
West Hatfield, MA 01088

TOLL FREE 800.582.8423

PHONE 413.247.3380

FAX 413.247.3369

info@stiebel-eltron-usa.com

www.stiebel-eltron-usa.com