

SloanStone® Solid Surface Sink

ELGR-82000

Product description

SloanStone® Solid Surface 2-Station Wall-Mounted Gradient Sink.

Compliances & Certifications



(ADA Compliant, cUPC Certified)

Code ELGR-82000

Downloads

- [ELGR-80000 Series Installation Instructions.pdf](#)
- [ELGR-80000 Series Repair and Maintenance Guide.pdf](#)
- [Sinks - Full Line Brochure.pdf](#)
- [Performance Series Brochure.pdf](#)
- [Additional Downloads](#)

Videos

- [Sloan - Company Overview](#)

Details

- Material:
 - SloanStone Solid Surface
- Mounting: Wall-Mounted
- Width: 60" (1524mm)
- Height: 5" (127mm)


Features

Two Station Lavatory System with the following features:

- Dimensions: 60" x 22" x 5"
- Angle Brackets or Stainless Steel Enclosure
- A Monolithic deck fabricated from Sloanstone® solid surface
- Available in 25 colors
- Multiple Mounting Options
- Pairs great with Sloan faucets and soap dispensers

Performance Series sinks are a one-piece molded design with a slight angle outward at the side aprons to facilitate the fabrication process thus the overall length of the sink measured along the bottom edge may be up to ½" greater than noted length. Performance Series sinks are commonly available in one to four station lengths (most models) and cannot be seamed together to create a longer sink layout. Please note that scratches on dark, high gloss finishes may be noticeable and require periodic refinishing to maintain the glossy appearance. Take care placing and sliding objects that may scratch the surface.

Colors




Recommended specifications


SloanStone Series Sink model no. ELGR 8X000 Gradient Style Sink. Product to be molded using SloanStone solid surface. Sloan automated sensor faucet. Sloan sensor operated foam soap dispenser. Sink design to be ADA compliant and IAPMO certified. Supplied with either angle brackets or enclosure.

Suggested Faucets

This sink is compatible with [Optima®](#)

| Name | Description |
|-------------------------------------------------------------------------------------------|-----------------------------------------------------------------------------|
|  EAF-150 | Optima® Battery-Powered Deck-Mounted Mid Body Faucet View |
|  EAF-100 | Optima® Hardwired-Powered Deck-Mounted Mid Body Faucet View |

Suggested Soap Dispensers

| Name | Description |
|----------------------------------------------------------------------------------------------|--------------------------------------------------------------|
|  ESD-1500 | Sloan® Deck-Mounted Foam Soap Dispenser View |

Warranty

[View Warranty Information](#)

Notes

All information contained within this document subject to change without notice.

[Find a compatible faucet](#) for this sink.

[Find a matching soap dispenser](#) for this sink.

