

► **Code Number**

3346086

► **Description**

The ESD-501 is part of Sloan's new line of matching combination soap dispensers and faucets. They are easy to order kits for any bathroom. The soap dispenser uses a replaceable soap refill bottle with easy release collar for fast soap refill changes. The sensor technology offers a hands-free operation by delivering a pre-measured foam soap application "on demand". The faucet is Sloan's EFX.250.500.0000. The ESD-501 is also available for sale without faucet.

► **Faucet**

- Battery Powered, Sensor Activated, Electronic, Chrome Plated Die Cast Body, Hand Washing Faucet with the following features:
- Flow Rate: 0.5 gpm / 1.9 Lpm
- All serviceable components above deck
- One tool service
- Solenoid housed in removable carrier that includes supply strainer
- Integral water supply shut off
- All electronics sealed to IP-67
- Above deck individual diagnostic indicators for battery life, solenoid condition, and power up mode

► **Faucet Electrical Specifications**

- Four (4) "AA" alkaline batteries
- Nominal: 4" - 5" (102 mm - 127 mm) Faucet Adaptive Self-adjustment Range: 2"-14" (51 mm -356 mm) nominal
- Control Circuit: 6.75 VDC

► **Soap Dispenser**

- Modular one-piece construction is easy to install on a sink deck surface
- All electronics in spout are sealed
- Designed for drip free foam dispensing operation
- Motor Assembly suspended under counter connected to soap dispenser spout
- Motor Assembly rotates 360 degrees for easy installation
- Battery life of 45,000 activations
- 1,500 dispenses per foam soap bottle
- Ships with 2 bottles of non-scented, non-colored foam soap (1500ml per bottle)
- Additional foam soap can be purchased through Sloan (ESD-321) or GOJO distribution (8565-02-N6300GN)

► **Soap Dispenser Electrical Specifications**

- Ships with battery pack (4 "D" Alkaline batteries included)
- Optional AC adaptor can be purchased separately
- Sensor range – nominal 5"
- GFI outlet suggested per code
- 120V/15 Amp

► **ROUGH-IN**



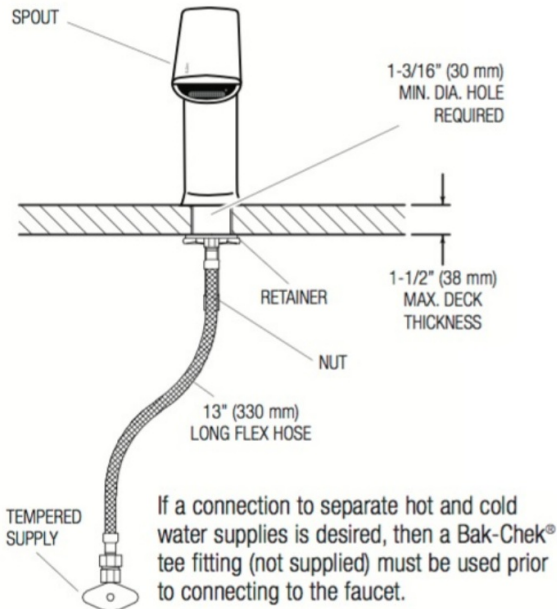
► **Compliance & Certifications**



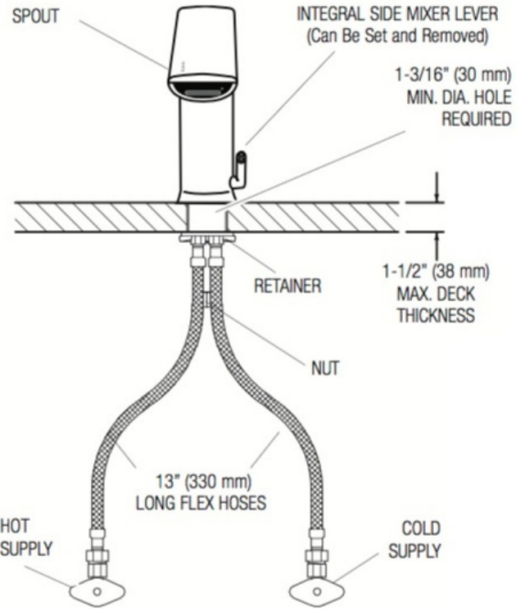
CALGreen

This space for Architect/Engineer Approval

EFX-250.00X.XXXX
Faucet with Single Line Water Supply



EFX-250.50X.XXXX
Faucet with Hot and Cold Water Supply

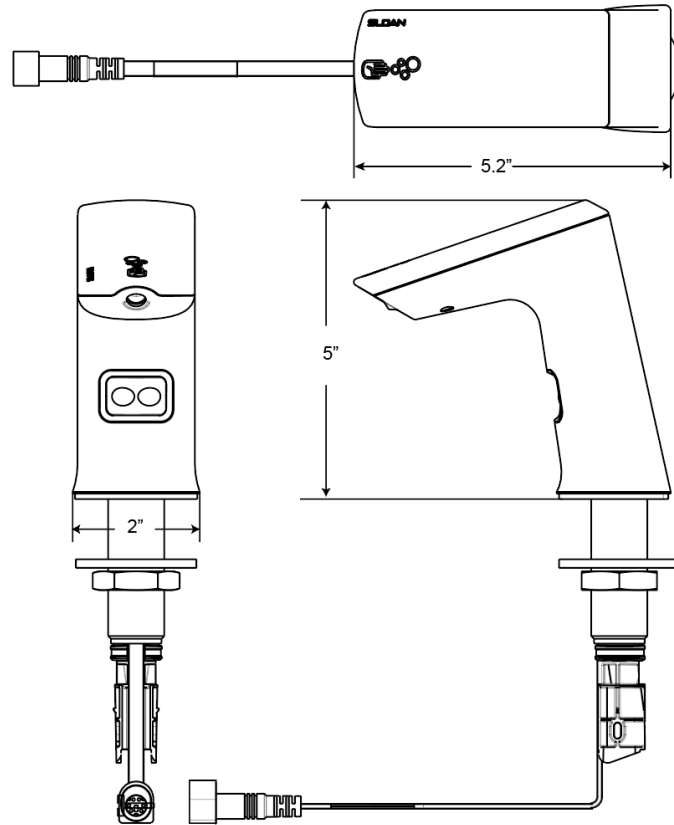


When the BASYS Series faucet is installed on a sink that has three (3) hole punchings, a Base Plate should be used. *Base Plates should be specified at time of order.*

EFX-20 – 4" Centerset

EFX-26 – 8" Centerset

EFX.250.500.0000 Faucet



ESD-500 Soap Dispenser