

**DESCRIPTION**

SloanStone<sup>®</sup> 3-Station Wall-Mounted Waterfall Sink.


**DETAILS**

- Material: SloanStone
- Height: 127" (3,226mm)
- Width: 90" (2,286mm)

**FEATURES**

- Single molded basin
- Higher, Adult ADA portion of the sink cascades down to a lower, TAS compliant portion of the sink
- Sink ends with an extended leg that stops before the floor for easy cleaning
- Deck mounted faucets or point-of-use sensor operation
- Easily repairable and non-porus
- 25 Color Options

**COLORS**



**COMPLIANCES & CERTIFICATIONS**



(cUPC Certified)

**RECOMMENDED SPECIFICATION**

SloanStone Series Sink model no. ELWF 8X000 Gradient Style Sink. Product to be molded using SloanStone solid surface. Sloan automated sensor faucet. Sloan sensor operated foam soap dispenser. Sink design to be ADA and TAS compliant and IAPMO certified. Supplied with angle brackets.

**DOWNLOADS**

- [ELWF-80000 Installation Instructions](#)
- [ELWF-80000 Series Repair and Maintenance Guide](#)
- [Additional Downloads](#)

**NOTES**




All information contained within this document subject to change without notice.

Looking for other variations of the ELWF-83000 product? [View the general spec sheet with all options.](#)

[Find a compatible faucet](#) for this sink.

[Find a matching soap dispenser](#) for this sink.

**SUGGESTED FAUCETS**

	Name	Description
	EAF-250	<a href="#">View more info</a>
	EAF-225	<a href="#">View more info</a>
	EAF-275	<a href="#">View more info</a>

ROUGH-IN

