

DESCRIPTION

SloanStone® Solid Surface 2-Station Wall-Mounted Lavatory System Sink.

DETAILS


- Material: SloanStone Solid Surface
- Enclosure Type: Plastic
- Width: 50" (1,270mm)

FEATURES

Double Station Lavatory System with the following features:

- 1 1/4" chrome plated brass drains with grid strainers
- All ADA and TAS lavatory standards achieved in a single design
- Aesthetically pleasing soft contoured one-piece continuous Basin
- Includes Below Deck Mechanical Mixing Valve (MIX-60-A), one per station
- Faucet (ordered separately) can be specified with a Below Deck Thermostatic Mixing Valve (-BDT variation), or the Thermostatic Mixing Valve (MIX-135-A) ordered separately, if needed

COLORS



COMPLIANCES & CERTIFICATIONS



(ADA Compliant, cUPC Certified, IGC156)

RECOMMENDED SPECIFICATION

SloanStone Series Sink model no. ELS 6X000 Lavatory Style Sink. Product to be molded using SloanStone solid surface. Sink design to be ADA compliant and IAPMO certified.

DOWNLOADS

- [ELS Installation Instructions](#)
- [ELS \(Spanish\) Installation Instructions](#)
- [Additional Downloads](#)

NOTES

All information contained within this document subject to change without notice.

Looking for other variations of the ELS-62000 product? [View the general spec sheet with all options.](#)




[Find a compatible faucet](#) for this sink.

[Find a matching soap dispenser](#) for this sink.



WARRANTY

[View Warranty Information](#)

SUGGESTED FAUCETS

	Name	Description
	EBF-85	View more info
	SF-2150	View more info
	SF-2100	View more info

SUGGESTED SOAP DISPENSERS

	Name	Description
	ESD-800	View more info
	ESD-2100	View more info

