

**DESCRIPTION**

SloanStone® Solid Surface 3-Station Wall-Mounted Lavatory System Sink.

**DETAILS**


- Material: SloanStone Solid Surface
- Enclosure Type: Stainless Solid
- Width: 85 5/8" (2,175mm)

**FEATURES**



Triple Station Lavatory System with the following features:

- Lavatory constructed of Non-porous SloanStone Solid Surface Material
- Lavatory supported by a heavy duty, 14 gauge stainless steel Mounting Frame
- In-line Thermostatic Water Mixing Valve
- Integral overflow drainage system
- 1 1/4" pop-up or flat strainer drain (by others)
- Lavatory System is shipped pre-plumbed with Sloan Electronic Controls for easy installation

**COLORS**



**SUGGESTED FAUCETS**

Name	Description
 SF-2100	<a href="#">View more info</a>
 SF-2150	<a href="#">View more info</a>



**COMPLIANCES & CERTIFICATIONS**



(ADA Compliant, BAA Compliant, cUPC Certified, IGC156)

**RECOMMENDED SPECIFICATION**

SloanStone Series Sink model no. ELS 4X000 Lavatory Style Sink. Product to be molded using SloanStone solid surface. Sink design to be ADA compliant and IAPMO certified.

**DOWNLOADS**

- [ELS Installation Instructions](#)
- [ELS \(Spanish\) Installation Instructions](#)
- [Additional Downloads](#)

**NOTES**

All information contained within this document subject to change without notice.

Looking for other variations of the ELS-43000 product? [View the general spec sheet with all options.](#)

[Find a compatible faucet](#) for this sink.

[Find a matching soap dispenser](#) for this sink.

**WARRANTY**

[View Warranty Information](#)

