



# model SP220

Foot Treadle

## FEATURES & BENEFITS

---

## OPTIONS

---

For more information, visit [www.hawesco.com](http://www.hawesco.com) or call (888) 640-4297.



## SPECIFICATIONS

---

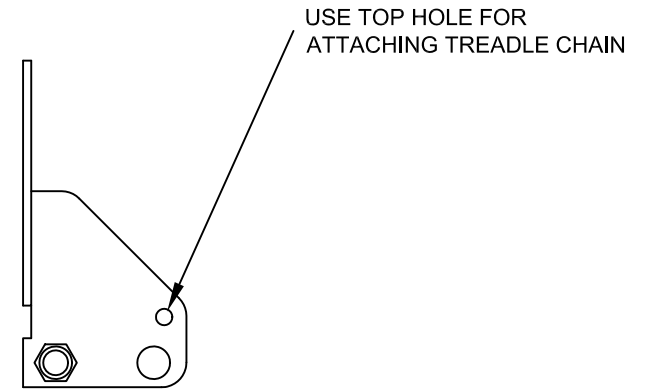
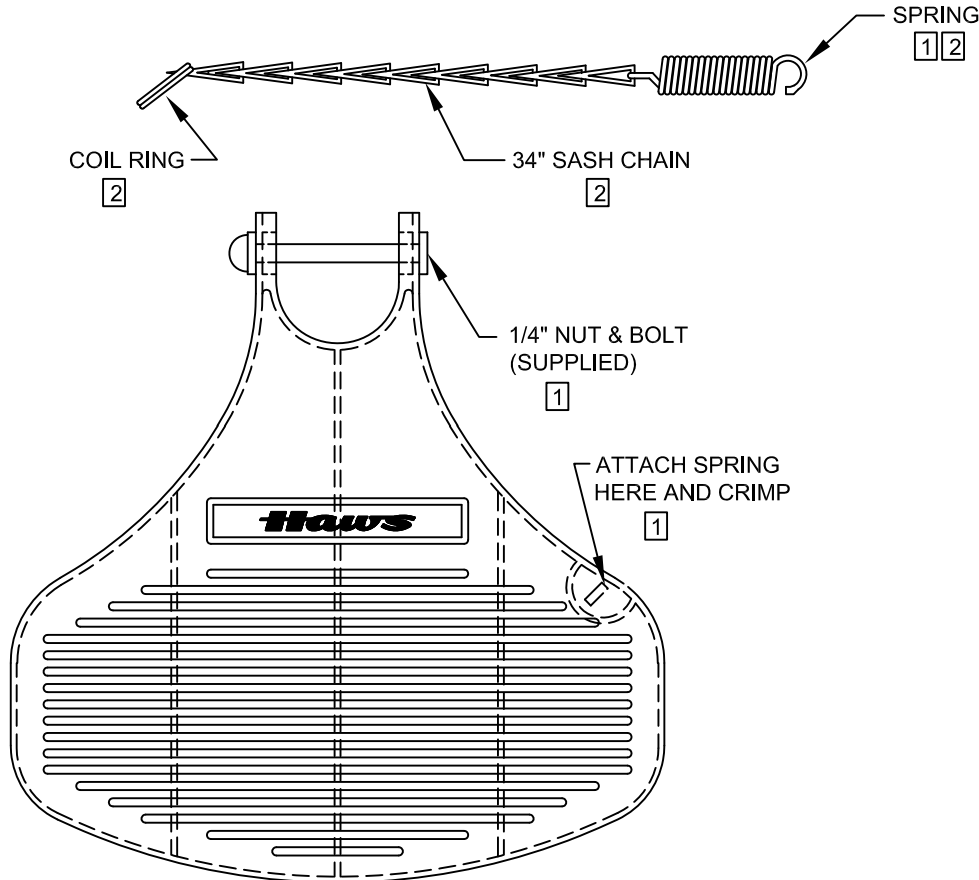
Model SP220 is a complete foot control assembly, including chain, clamp, nut, ring, screw, spring and treadle. For use on pedestal and combination units.

## APPLICATIONS

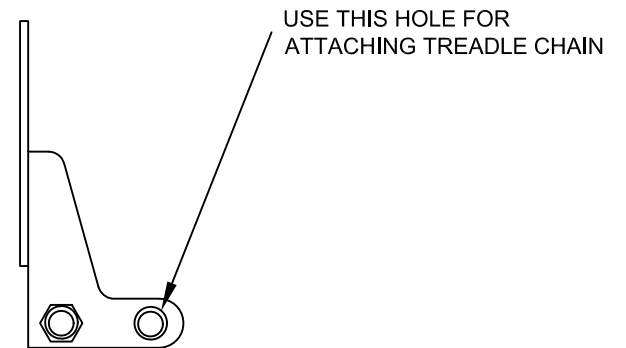
---

## NOTES: FOOT TREADLE ASSEMBLY

- 1 HOOK SPRING THROUGH SLOTTED OPENING OF TREADLE FROM TOP AND CRIMP SECURING IT TO THE TREADLE. INSERT BOLT PROVIDED THROUGH HOLE IN FLOOR FLANGE.
- 2 DEPENDING ON TYPE OF FLAG STYLE, ATTACH COIL RING USING EITHER VIEW A OR VIEW B THEN TRIM SASH CHAIN TO NECESSARY LENGTH IN ORDER TO PROVIDE NORMAL OPERATION. CRIMP END OF SPRING TO SASH CHAIN.



STYLE A



STYLE B

			1455 KLEPPE LANE SPARKS, NEVADA 89431 (775) 359-4712 FAX (755) 359-7424 E-MAIL: HAWS@HAWS.CO.COM WEBSITE: WWW.HAWS.CO.COM	
ECN NO.:	REVISED PER:	BY:	MODEL(S)	PART NUMBER
DRAWN:	DATE:	CHKD.:	SP220	0002080330
APPROVED:	DATE:		FOOT TREADLE ASSEMBLY	DRAWING NO. REV
			SCALE: 1:1 DRAWING TYPE: INSTALLATION	12508C00 2
			SIZE: A	SHEET 1 OF 1