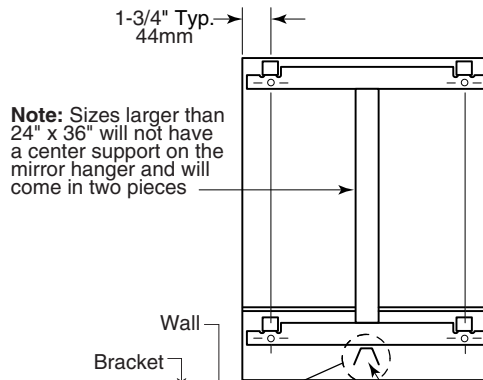
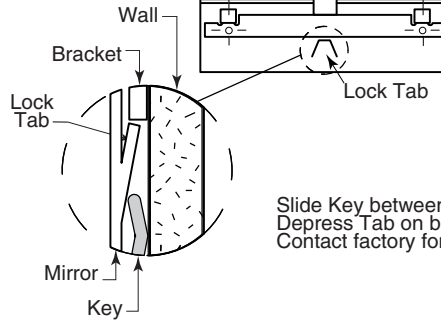


OPTIONS: *Special reflective surfaces, add suffix:*

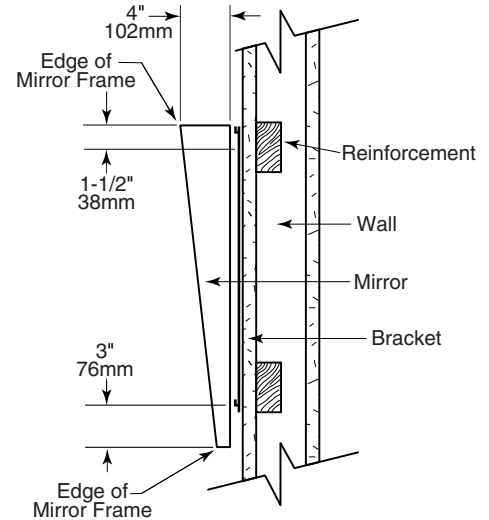
- T 1/4" tempered glass mirror
 - L 1/4" laminated glass mirror
 - SS 20 gauge 430 bright annel stainless steel
- Custom sizes available



Note: Sizes larger than 24" x 36" will not have a center support on the mirror hanger and will come in two pieces



Slide Key between Mirror and Wall.
Depress Tab on back Panel and remove Mirror.
Contact factory for key.



STANDARD FT-SERIES MIRRORS

MODEL NO.	OVERALL SIZE	
	W	H
FT-16 x 30	16" (41cm)	30" (76cm)
FT-18 x 30	18" (46cm)	30" (76cm)
FT-18 x 36	18" (46cm)	36" (91cm)
FT-24 x 36	24" (61cm)	36" (91cm)

CONSTRUCTION:

Frame — fabricated of 18-8 type 304 stainless steel with exposed surfaces having a #4 satin-finish. All welded construction; welded-frame, corners are welded and ground smooth.

Back Panel — Shock absorbing material is placed between mirror and back panel.

Standar Mirror Glass — #1 quality, 1/4" (6mm) plate/float glass guaranteed against silver spoilage for 25 years. Meets and exceeds federal specifications DD-M-00411B & C. S. 27.

SPECIAL REFLECTIVE SURFACES:

These surfaces resist breakage and provide a measure of safety from broken glass, but differ in color and reflective quality from standard glass mirrors.

INSTALLATION:

Surface-mounted mirror installs on concealed wall hanger. See wall instructions to locate mirror wall hangers. Secure to wall with 4 #10 x 1-1/2" (38mm) flat head full threaded screws. Hang mirror on wall hanger to lock mirror in place. Mirror is replaceable in field. To remove mirror from wall, see slide key instructions. If key is required, call the factory.

ADA GUIDE:

Access to mirrors should be 40" (1016mm) from bottom edge of reflective surface to the finish floor. Full length mirrors will accommodate all facilities.

Fixed-Position Tilt Mirror shall be Model _____ FT-Series (insert size) of Gamco Commercial Restroom Accessories, One Gamco Place, Durant, OK, 74701-1910