

SSPS | Self Sustaining Power System


Water Turbine Powered **Touchless Faucets**



Maintenance-Free, Energy Efficient Power

SSPS uses the flow of water to create and store power. There's no need to replace batteries or wire the faucet to a power supply. **Available with many of our touchless faucets**, SSPS is integrated as part of the **EQ® Series** control box or added as a separate, compact below-deck power source with select **HyTronic®** and **E-Tronic® Series** faucets.

Products that feature our SSPS technology are listed throughout this brochure. For a complete listing of available SSPS products, visit chicagofaucets.com.



Power Storage

Micro charged mono battery.
No capacitor or back-up battery required.

Easy Installation

Flexible, braided hose and electronics cable pre-installed for simple plug-and-play installation.

Maximum Performance

A 16-pole magnet cross-flow turbine can exceed 6200 RPM and provide optimal power generation – even at low flow rates.

SSPS Water Turbine Technology Supports Our Commitment to Conservation

Chicago Faucets is a leader in water conservation efforts. In addition to ease-of-use and improved hygiene, our extensive offering of touchless faucets were designed to dramatically reduce water usage with adjustable water flow timing and automatic shut-off. With the addition of SSPS water turbine technology, the consumption of electricity is completely eliminated.



We are a member of the U.S. Green Building Council and support the Leadership in Energy and Environmental Design (LEED) Green Building Rating System™, to measure the efficiency and sustainability of buildings in the U.S. and Canada.



We are a partner with WaterSense®, sponsored by the EPA and designed to protect the future of our nation's water supply by promoting efficiency and enhancing the market for water efficient products, programs, and practices.



We are a charter sponsor of the Alliance for Water Efficiency, an organization dedicated to the efficient and sustainable use of water. It brings together a diverse range of stakeholders to advocate water efficiency and conservation.



- **Heavy-duty, one-piece solid brass** spout and waterproof electronics provide unsurpassed reliability
- **Compact control box** houses everything needed for faucet operation including SSPS power, solenoid, and mixing valve
- **Sensor outlet** integrates and conceals sensor and outlet for a clean look and dependable operation
- **Plug-and-play installation** – flexible supply hoses and electronics cable are pre-installed
- **Certified ASSE 1070 thermostatic protection** is available on select models

Arc, Single Hole



	Mixing Valve		Flow Rate (GPM)	
	None	ASSE 1070 Thermostatic	0.35	0.5
EQ-R11A-21ABCP	■	—	—	■
EQ-R11A-23ABCP	—	■	—	■
EQ-R11C-21ABCP	■	—	■	—
EQ-R11C-23ABCP	—	■	■	—

High Arc, Single Hole



	Mixing Valve		Flow Rate (GPM)	
	Mechanical	ASSE 1070 Thermostatic	0.35	1.0
EQ-C11B-22ABCP	■	—	—	■
EQ-C11B-23ABCP	—	■	—	■
EQ-C11C-21ABCP	■	—	■	—
EQ-C11C-23ABCP	—	■	■	—

Curve, Single Hole



	Mixing Valve			Flow Rate (GPM)		
	None	Mechanical	ASSE 1070 Thermostatic	0.35	0.5	1.0
EQ-A11A-21ABCP	■	—	—	—	■	—
EQ-A11A-22ABCP	—	■	—	—	■	—
EQ-A11A-23ABCP	—	—	■	—	■	—
EQ-A11B-21ABCP	■	—	—	—	—	■
EQ-A11B-22ABCP	—	■	—	—	—	■
EQ-A11B-23ABCP	—	—	■	—	—	■
EQ-A11C-21ABCP	—	■	—	■	—	—
EQ-A11C-23ABCP	—	—	■	■	—	—

Curve, 4" Centers



	Mixing Valve		Flow Rate (GPM)	
	None	ASSE 1070 Thermostatic	0.35	1.0
EQ-A12B-21ABCP	■	—	—	■
EQ-A12B-23ABCP	—	■	—	■
EQ-A12C-23ABCP	—	■	■	—

HyTronic® Series

Dependable and Durable



Traditional

- **Reliable operation and long life.** A high quality, solenoid in every one of our HyTronic faucets operates reliably through millions of activations.
- **Engineered and assembled in USA.** All of our HyTronic Series faucets are assembled in our US facility and backed by the world's leading manufacturer of commercial faucets since 1901.
- **Broadest range of options.** The widest range of spout designs, fully integrated features, and accessories means you'll always find the perfect faucet for any application.
- **Compliance made easy.** Easy programmability and a comprehensive range of flow options help you meet the most stringent conservation requirements, including LEED v4.



Contemporary, Single Hole

	Mixing Valve				Flow Rate (GPM)	
	None	Concealed Internal	User Adjustable	External Mechanical	0.5	1.5
116.932.AB.1T	—	■	—	—	—	■
116.942.AB.1T	—	—	■	—	—	■
116.952.AB.1T	■	—	—	—	■	—
116.962.AB.1T	—	—	—	■	■	—



Curve, Single Hole

	Mixing Valve				Flow Rate (GPM)	
	None	Concealed Internal	User Adjustable	External Mechanical	0.5	1.5
116.937.AB.1T	—	■	—	—	—	■
116.939.AB.1T*	—	■	—	—	—	■
116.947.AB.1T	—	—	■	—	—	■
116.949.AB.1T*	—	—	■	—	—	■
116.957.AB.1T	■	—	—	—	■	—
116.959.AB.1T*	■	—	—	—	—	■
116.967.AB.1T	—	—	—	■	■	—
116.969.AB.1T*	—	—	—	■	—	■

* Non-aerating laminar stream straightener outlet, flow control insert



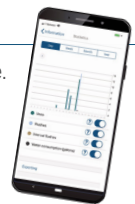
Traditional, Single Hole

	Mixing Valve				Flow Rate (GPM)	
	None	Concealed Internal	User Adjustable	External Mechanical	0.5	1.5
116.931.AB.1T	—	■	—	—	—	■
116.941.AB.1T	—	—	■	—	—	■
116.951.AB.1T	■	—	—	—	■	—
116.961.AB.1T	—	—	—	■	■	—



The **CF Connect app** provides a secure and easy way to adjust and maintain the faucet with a smartphone.

- Hygiene Flush and Pipe Flush eliminates stagnant water from the plumbing system and removes harmful bacteria.
- Six field-adjustable modes for metering, water savings, and detection ranges
- Optimize Performance with choice of: Normal Mode, Scrub Mode, Metering Mode, Watersaver Mode, Handwash Mode, or Volume Mode.
- Track usage easily: bar graphs show daily, weekly, monthly, annual activity. this includes flushes, uses, and water consumption.



Gooseneck, Deck Mount

	Mixing Valve				Flow Rate (GPM)	
	None	Concealed Internal	User Adjustable	External Mechanical	0.5	1.5
116.933.AB.1T	—	■	—	—	—	■
116.943.AB.1T	—	—	■	—	—	■
116.953.AB.1T	■	—	—	—	■	—
116.963.AB.1T	—	■	—	■	■	—
Plain End Spout, Laminar Flow						
116.935.AB.1T	—	■	—	—	—	■
116.945.AB.1T	—	—	■	—	—	■
116.955.AB.1T	■	—	—	—	■	—
116.965.AB.1T	—	■	—	■	■	—



Gooseneck, Wall Mount

	Mixing Valve				Flow Rate (GPM)	
	None	Concealed Internal	User Adjustable	External Mechanical	0.5	1.5
116.934.AB.1T	—	■	—	—	—	■
116.944.AB.1T	—	—	■	—	—	■
116.954.AB.1T	■	—	—	—	■	—
116.964.AB.1T	—	—	—	■	■	—

E-Tronic® 40 Series

Best of the Basics



Durable and reliable with remote programming.

The E-Tronic 40 is a great option for your restroom with advanced technology for dependability, convenience and water savings. The hermetically sealed, above-deck electronics offer easy maintenance and long-term reliability.

- **Advanced Technology at an Affordable Price:** bring state-of-the art electronics to any restroom
- **Water Savings:** precise metering, low-flow outlets, and enhanced programming options can provide substantial water savings
- **Flexible, Convenient:** perform routine maintenance without shutting off water
- **Durable:** spout and belly plate feature durable metal construction for long life
- **Remote Programming:** use the **CF Connect** app to adjust, monitor, and program your faucet for different operating modes

The **CF Connect app** provides a secure and easy way to adjust and maintain the faucet with a smartphone.

- Hygiene Flush and Pipe Flush eliminates stagnant water from the plumbing system and removes harmful bacteria.
- Six field-adjustable modes for metering, water savings, and detection ranges
- Optimize Performance with choice of: Normal Mode, Scrub Mode, Metering Mode, Watersaver Mode, Handwash Mode, or Volume Mode.
- Track usage easily: bar graphs show daily, weekly, monthly, annual activity. this includes flushes, uses, and water consumption.



Deck Mount, 4" Centers



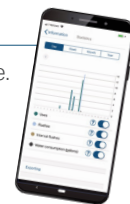
	Mixing Valve			Flow Rate (GPM)
	None	External Mechanical	External Thermostatic	0.5
116.956.AB.1T	■	—	—	■
116.966.AB.1T	—	■	—	■
116.976.AB.1T	—	—	■	■



- **Heavy-duty, one-piece solid brass** body with vandal resistant outlet is designed to withstand abuse and tampering
- **Built-in Certified ASSE 1070 thermostatic protection** on dual supply models
- **Quick-connect control box** provides easy electronics connection and allows the faucet to be operational in just minutes

The **CF Connect app** provides a secure and easy way to adjust and maintain the faucet with a smartphone.

- Hygiene Flush and Pipe Flush eliminates stagnant water from the plumbing system and removes harmful bacteria.
- Six field-adjustable modes for metering, water savings, and detection ranges
- Optimize Performance with choice of: Normal Mode, Scrub Mode, Metering Mode, Watersaver Mode, Handwash Mode, or Volume Mode.
- Track usage easily: bar graphs show daily, weekly, monthly, annual activity. this includes flushes, uses, and water consumption.



Avisio®, Single Hole

	Mixing Valve		Flow Rate (GPM)
	None	ASSE 1070 Thermostatic	0.5
AEQ-P11A-21ABCP	■	—	■
AEQ-P11A-23ABCP		■	■

Alento, Single Hole

	Mixing Valve		Flow Rate (GPM)
	None	ASSE 1070 Thermostatic	0.5
AEQ-B11A-21ABCP	■	—	■
AEQ-B11A-23ABCP		■	■

The Smart Choice For Sustainable Touchless Faucet Solutions.

We can help take the hassle out of selecting the right products for your project. To learn more about the options available, visit our website or contact us directly to discuss your requirements today.

To learn more about the CF Connect app visit www.chicagofaucets.com/cfconnect

Call: 847/803-5000

Write: customerservice.us@chicagofaucets.com

Visit: chicagofaucets.com/support/where-to-buy to find your Sales Representative or a Chicago Faucets plumbing distributor near you.



**CHICAGO
FAUCETS**
Geberit Group

Chicago Faucets, a member of the Geberit Group, is the leading brand of commercial faucets and fittings in the United States, offering a complete range of products for schools, laboratories, hospitals, office buildings, food service, airports, and sports facilities. Whatever your requirements may be, Chicago Faucets offers standard and made-to-order products that are designed to meet any commercial application.

© 2024 The Chicago Faucet Company. Product specifications subject to change without notice.

CF2002 09/24

2100 South Clearwater Drive, Des Plaines, IL 60018

Phone: 847/803-5000 | Fax: 847/803-5454 | Technical: 800/832-8783 | www.chicagofaucets.com

