

**Surface Mounted Corner Guard**

Healthcare Accessories

MasterFormat Section 10 28 13



Scan for  
Information

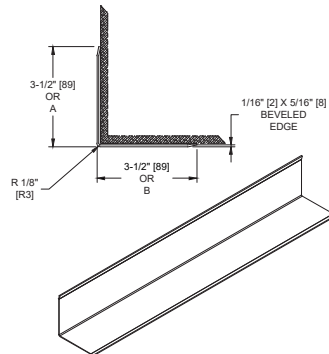


**SUSTAINABILITY/LEED**

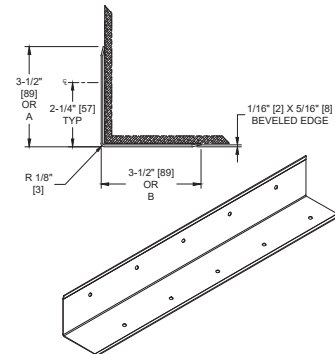
MR 4.1 (1) MR 6 (1) EQ 4.2 (1)

MR 4.2 (1) EQ 4.1 (1) EQ 4.4 (1)

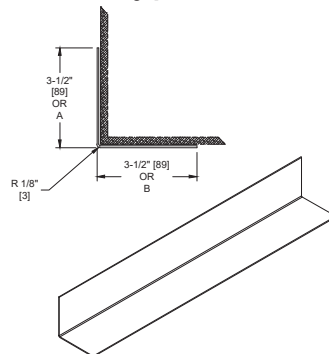
**Type -1**



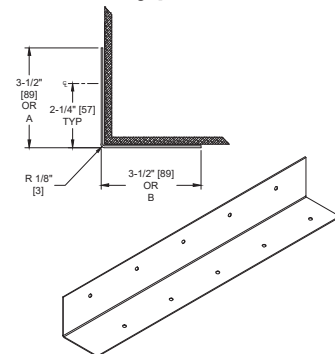
**Type -2**



**Type -3**



**Type -4**



**NOTE:**  
ALL DIM'S INCH [MM]  
ILLUSTRATION FOR REF ONLY AND NTS

**PRODUCT OVERVIEW**

Corner Guards come in sizes up to max length of 118" [2997] for one (1) piece as specified (L) if not, 48" [1219] and are ideal for any application where you need the elegance and durability of stainless steel. Multiple Sizes and Mounting Options available. Corner Guard sizes are available in 1/4" increments only.

**KEY FEATURES & SPECIFICATIONS**

- Choices of beveled or standard legs
- Max length of 118" [2997]
- Type 304 Stainless Steel - Satin Finish
- 16 gauge or 18 gauge options
- Surface Mounted
- Options to mount - Adhesive or Screws (Supplied by Others)
- Various Sizes

**OPERATION & MAINTENANCE**

Stainless Steel should be protected against muriatic acid and caustic or abrasive materials, and harsh cleaning detergents [with pH outside the range  $7 \pm 1.5$ ]. In the event such agents cause discoloration, polishing with a stainless steel cleaner such as 3M™ Stainless Steel Cleaner & Polish® and a soft cloth on bright or mirror finishes, or for satin finish surfaces the Stainless Steel cleaner and 3M™ Scotch Brite® pad either blue (less aggressive) or green (more aggressive) is recommended.

**TECHNICAL INFORMATION / PRODUCT PROPERTIES**

Property	Value
Dimensions	Various Sizes Available
Construction	Type 304 Stainless Steel - Satin Finish
Mounting	Surface Mounted
Capacity	N/A

**INSTALLATION**

Unit is surface mounted on finished wall. Guard can be mounted flush to floor or at base height when bull-nose floor base is used.

**WARRANTY**

One (1) Year from date of Invoice