



The Mitsubishi Jet Towel

Drying "Green" since 1993

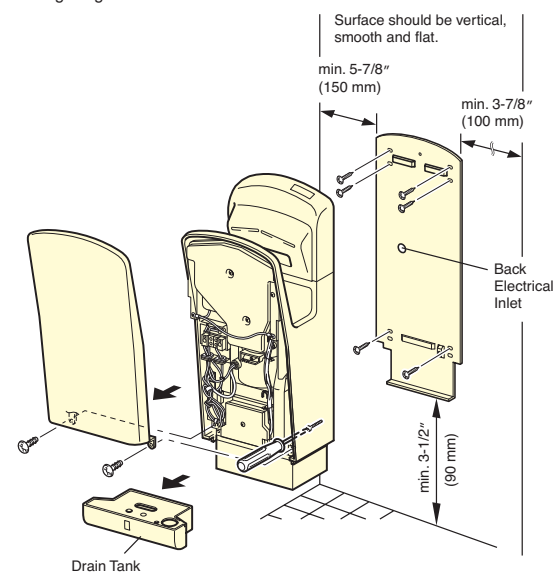
Meet The Hand Dryer That Saves 1.4 Million Trees Per Year*

Drying method	Model name	Drying time (High)	External dimensions (inch)	Power supply	Rated current (A)
Dual Jet Airflow	JT-SB116EH-G-UL	10 to 12 sec.	Width: 11-3/4 Depth: 8-3/4 Height: 33	120V 60Hz	9.8

*Drying times sounder were obtained using Mitsubishi Electric's own measurement method. *Airflow is measured at the nozzle outlet.

Power consumption (W) High Low	Motor Type	Safety Components	Drain tank (pt)	Weight (lb)
Heater ON 1060 850 Heater OFF 660 450	Brushless DC Motor	<ul style="list-style-type: none"> • Fuse • Thermal cut-off 	1.7	37

Mounting Diagram JT-SB116EH-G-UL



*Install the dryer so that the rating label on the side is visible.
*Leave a space of at least 5-7/8" (150 mm) between the left side of the dryer (heater unit air ducts) and the wall or other obstacles.

Unit: Inch (mm)

Top and bottom sensors start and stop airflow for maximum energy efficiency.



Open sided design for easy ADA access

Side walls keep water in the dryer instead of on the floor.

Brushless DC motor gives the longest motor life in it's class with low energy draw.

400 uses daily

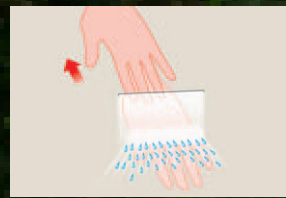
Service life: Approximately **7** years

Low energy heating design gives instant warm air without sacrificing efficiency.

Instantly warm heater

Approximately **95°F**

New arc-shaped hyper-nozzles ensure an even airflow over both sides of the hands.



Only dryer on the market with a drain tank for easy clean-up.

A REVOLUTIONARY HAND DRYER

More than ever, citizens, business owners, and builders in the U.S. are becoming increasingly concerned with the environment and how to best protect our natural resources.

In 1991, Mitsubishi set out to invent the fastest, most efficient hand dryer in the world, and in doing so change the way people thought about technology and social responsibility.



The result:
The Mitsubishi Jet Towel™ hand dryer

Today, many Jet Towel™ models are available throughout the world and the new JT-SB116EH-G-UL is the most powerful, environmentally friendly hand dryer currently available.

With over 18 years of experience worldwide, call to learn why the Jet Towel is the most reliable and tested hand dryer that can truly make the following claim:

It works.

Why people choose the Jet Towel :

PATENTED DRYING TECHNOLOGY

Faster Dual Jet Drying

Instant Warm Air

Quietest Hand Dryer (only 64d)

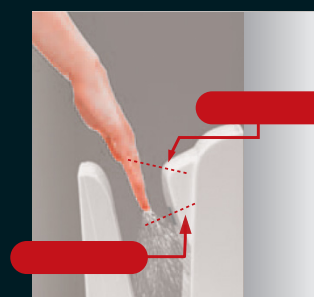
Drying Time
Approx. 10 - 12 sec.
Airflow Rate: 185 mph
Air Volume : 131 ft ³ /min.

COST EFFECTIVE & ENERGY EFFICIENT

Average ROI : Less Than 1 Year

30 Second Energy Overrun Limit

Sensor Equipped Auto On / Off



Start detection sensor is installed at the bottom of the dryer.

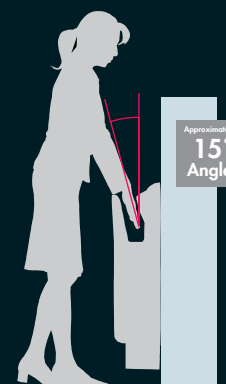
COMPLETELY HYGIENIC & EASY TO USE

Child Friendly & ADA Compliant

Easy to Empty Drain Tank

Large Opening For Hands

Touch Free Operation



Case Study:

The Quest for LEED®

The California Academy of Sciences is nestled in San Francisco's Golden Gate Park and is a sanctuary for all things related to nature.

As a result of its commitment to sustainable design, in October of 2008 the Academy's headquarters earned the Platinum LEED rating (the highest rating possible).

Their commitment to being eco friendly touched the design of its public restrooms as well. "It was our internal green team that came-up with installing automated hand dryers in the restrooms. After a great deal of research we determined that the Mitsubishi Jet Towel was the superior choice in terms of performance, reliability and environmental impact."



A HISTORY OF INNOVATION: In 1991 a special R&D project was started with a goal to develop a new type of hand dryer that can dry hands in ten seconds. The rest is history.

	1992 The first prototype high-speed hand dryer is completed		1993 The first high-speed hand dryer, the JT-16A, goes on sale under the name, "Jet Towel."		1993 JT-16B launched with improved energy efficiency from 1,600W down to 900W		1995 The JT-16 C is launched.		1997 The JT-16C3 is launched		2001 JT-116C4/C4K and JT-216CS4/CS4K are launched	2000 The Jet Towel is introduced to overseas markets		2001 The JT-SB116D is launched.		2005 JT-SB216ESH and JT-SB216GSN are launched
--	---	---	---	---	---	---	---	---	--	---	---	--	---	---	---	---